

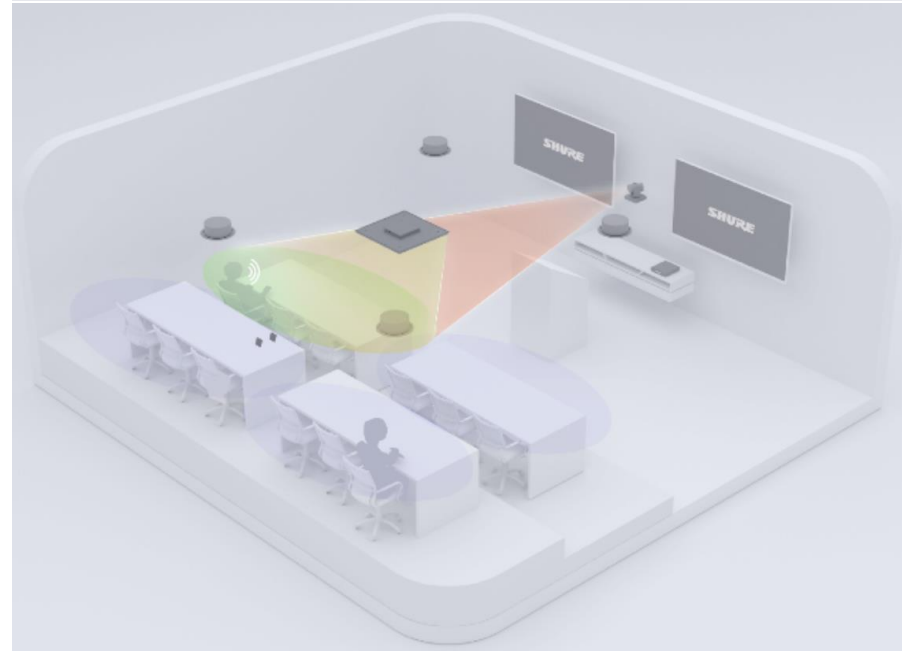
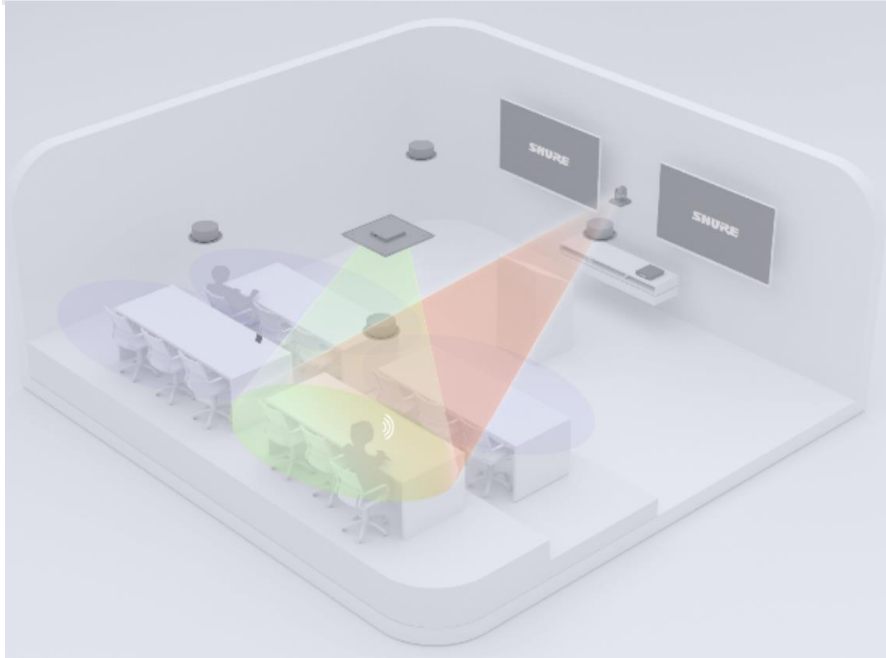
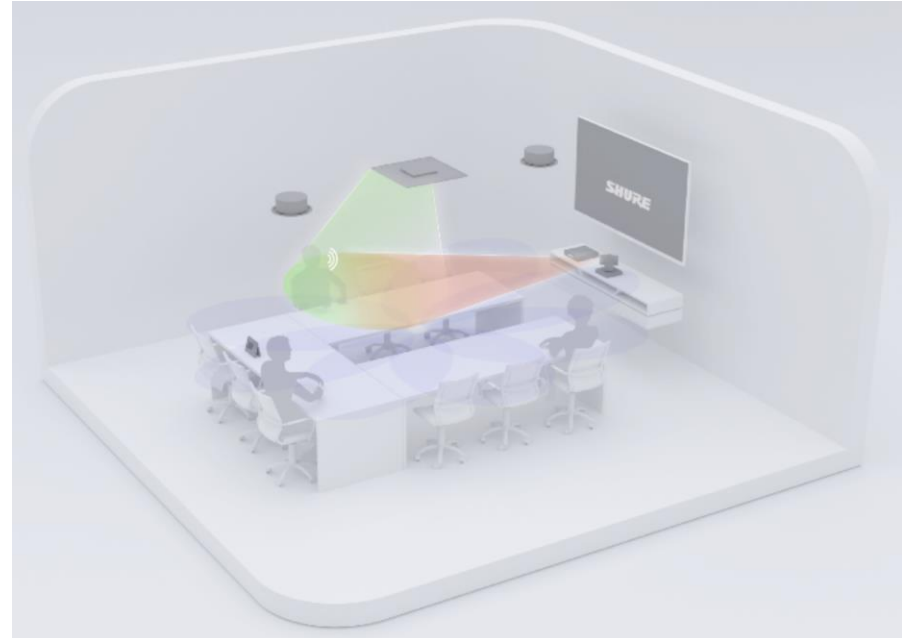
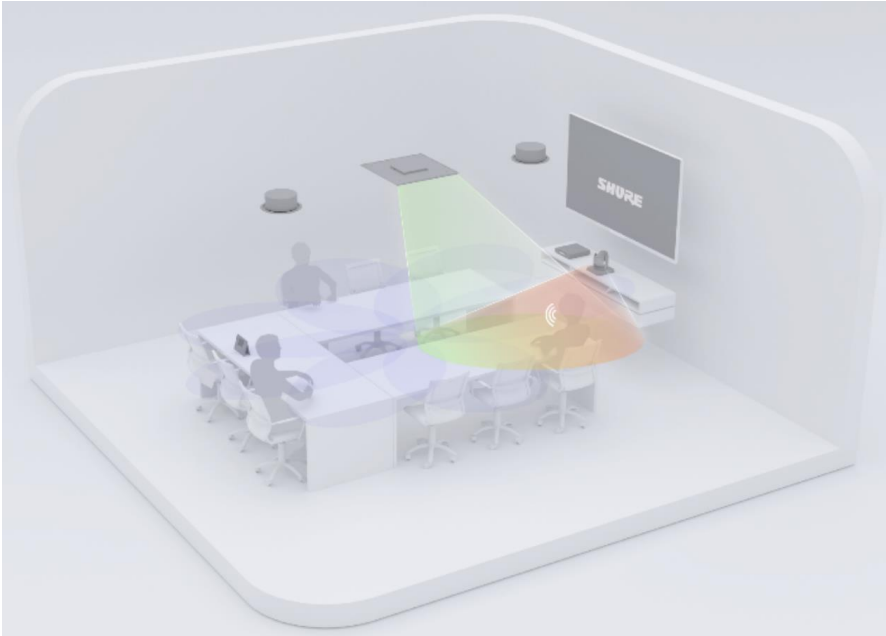


Look Who's Talking! How AVer's Voice Tracking Integrated Solution Make Camera Control Simple and Cost-Effective (Updated 10/11/2022)



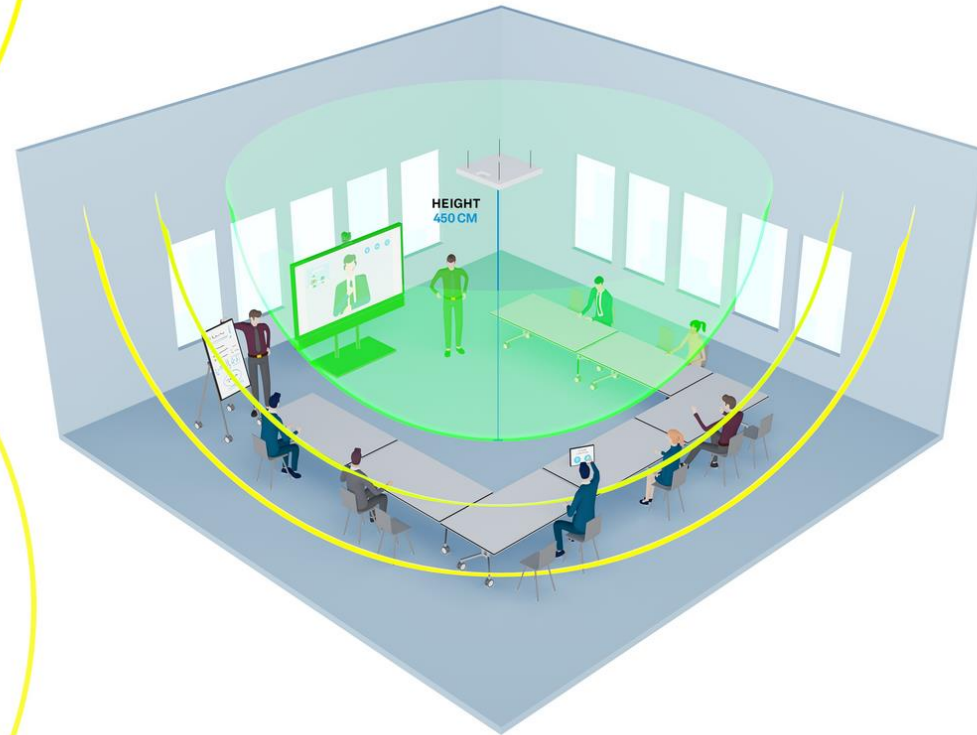
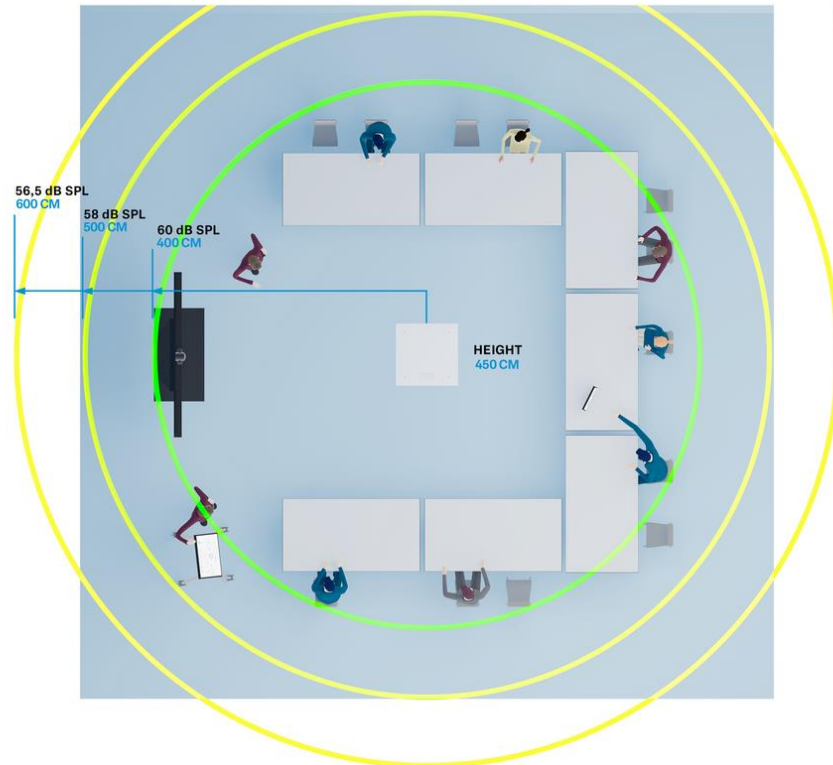
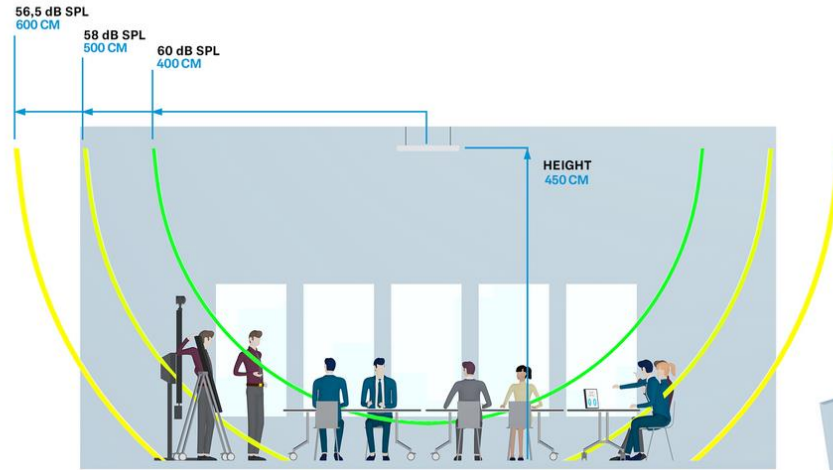


How does it work- Shure?



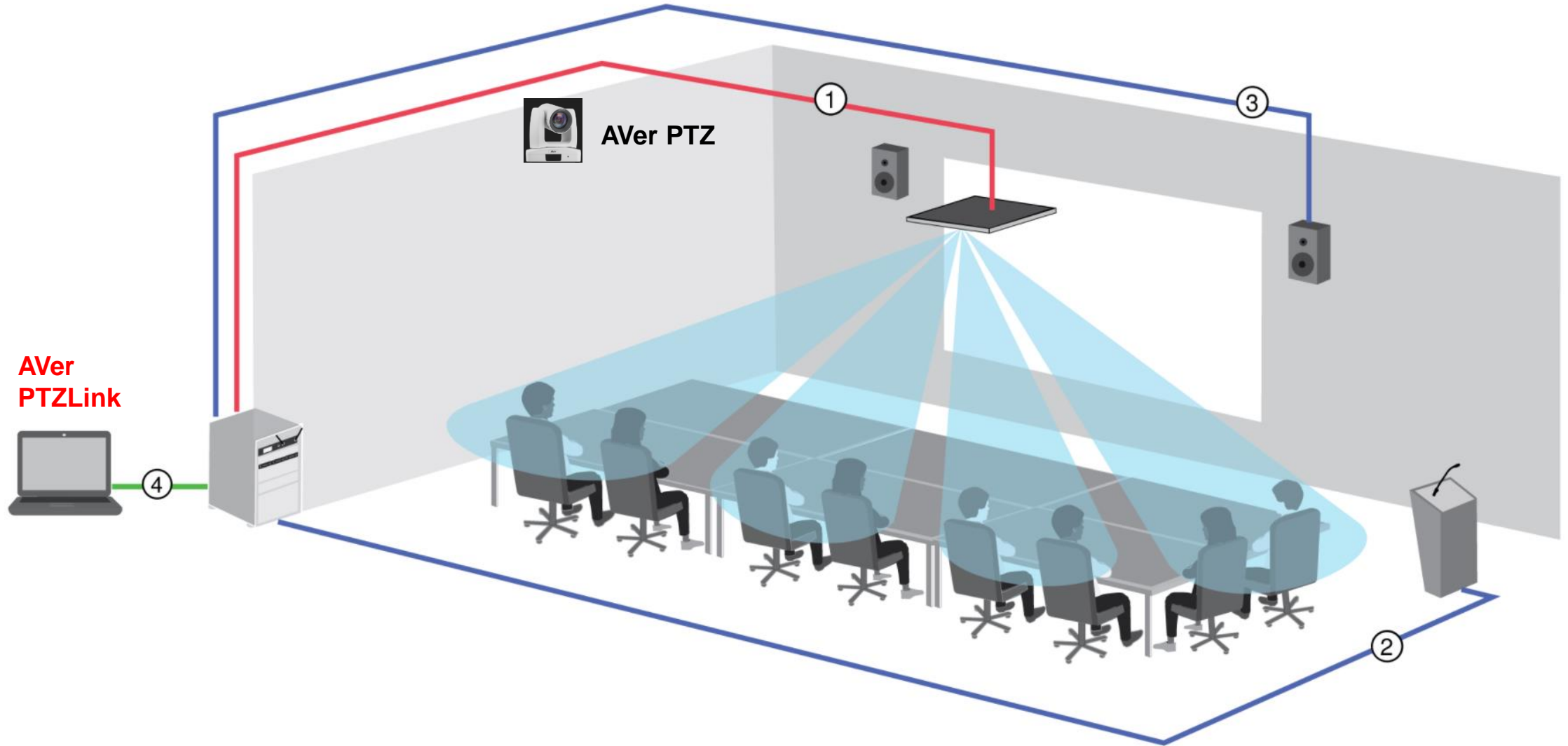


How does it work- Sennheiser?



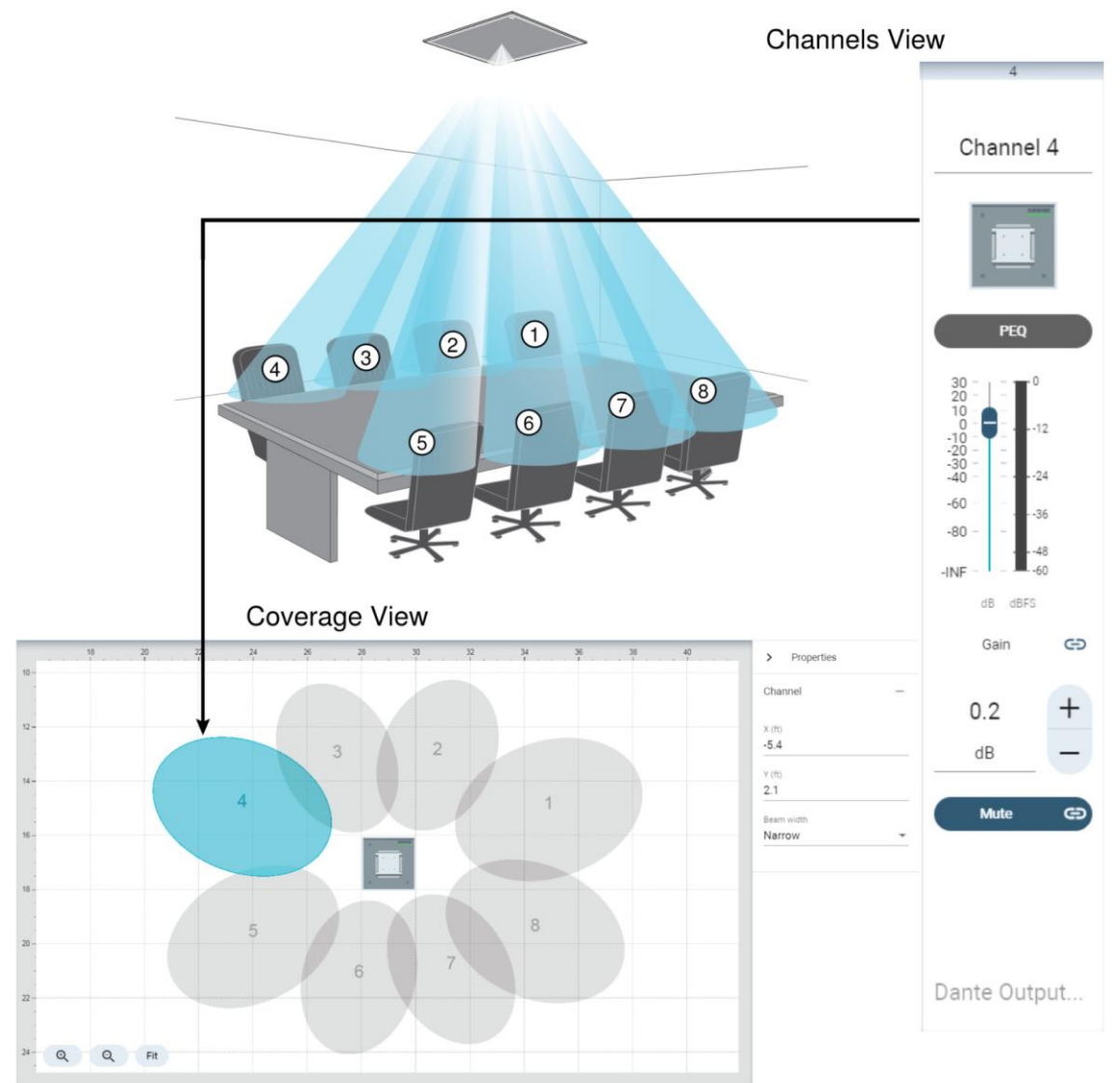


Connectivity





Voice Tracking Algorithm, PTZ Link Software



3 Easy Steps

1. Configure Shure / Sennheiser / Yamaha / ClearOne / Nureva Microphone(s)
2. Configure corresponding Preset on AVer PTZ Camera (via WebUI, Remote, etc)
3. Setup AVer PTZ Link Software and map corresponding zones to presets



Which Microphones are supported?

- **Shure**

- MXA910
- MXA920
- MXA710
- MXA310
- P300
- MXCW Wireless
- IntelliMix Room Software



- **Sennheiser**

- TCC2



- **Yamaha**

- Adecia
- RM-TT and RM-CR DSP



- **ClearOne**

- BMA360, Converge Pro 2



- **Nureva**

- HDL300



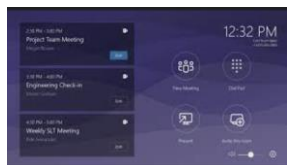


Which PC Platforms are supported?

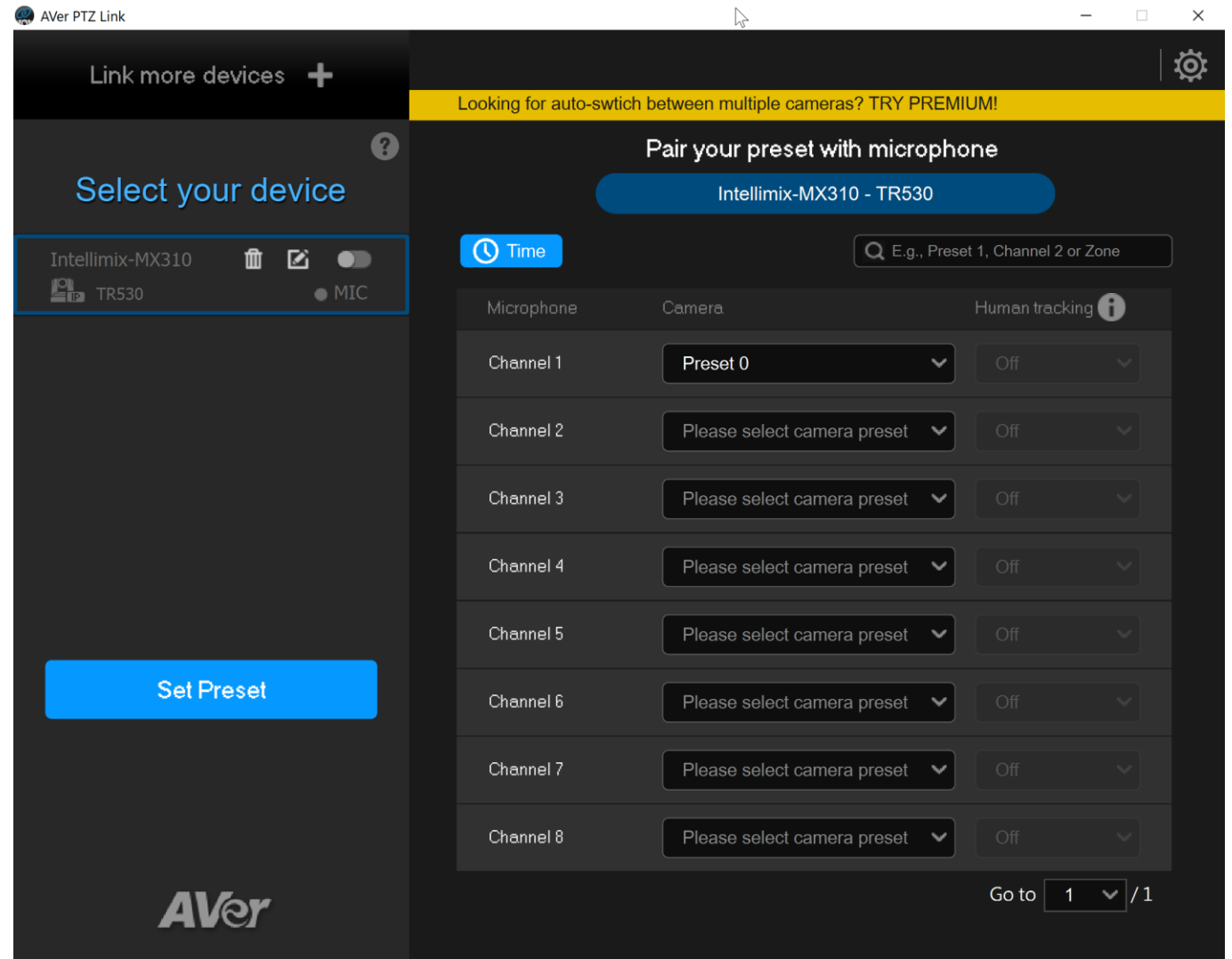
- Windows 10/11 or MAC OS 10.14 or above



ZoomRoom



Microsoft Teams Room *



***Note: PTZ Link Virtual USB for multi camera switching isn't supported for MacOS. Microsoft Teams Room Virtual USB now also supports a non-admin account**



Which AVer Cameras are supported?

- AVer PTZ Series

- PTZ310 (12X)
- PTZ310W (12X White)
- PTZ310N (12X NDI)
- PTZ330 (30X)
- PTZ330W (30X White)
- PTZ330N (30X NDI)



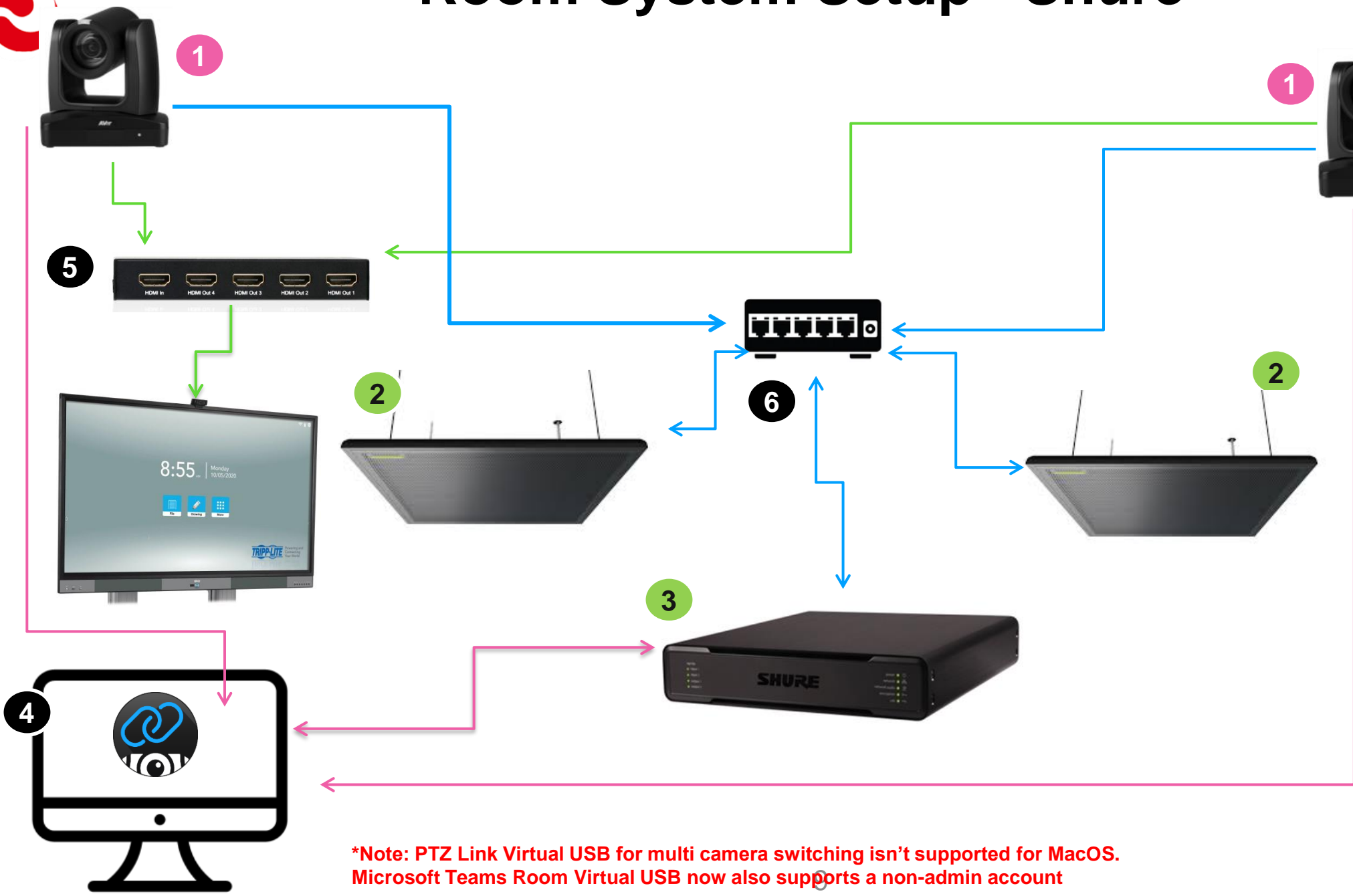
- AVer TR530/TR530+/TR320

- AVer TR3XX Series

- TR311 (12X)
- TR313HN (12X with NDI)
- TR313 (12X 4K)
- TR313V2 (12X 4K)
- TR333V2 (30X 4K)
- TR323NV2
- TR331 (30X)
- TR333
- TR311HWV2 (12X)



Room System Setup - Shure



Room System

- 1. AVer Pro AV Camera
- 2. Ceiling Array Microphone
- 3. Digital Signal Processor
- 4. PC(PTZL/MS Teams)
- 5. HDMI Switcher
- 6. Switch PoE+

CONNECTIVITY

- Ethernet
- USB
- HDMI

***Note: PTZ Link Virtual USB for multi camera switching isn't supported for MacOS. Microsoft Teams Room Virtual USB now also supports a non-admin account**



Room System Setup - Sennheiser



1




***Only one USB connection needed when using "virtualcam" in PTZL Virtual Camera.**



5



4



6



DanteController-

*Dante Controller: Dante routing(DSP+TCC2 via Dante IP)



*PTZL: Connect TCC2 via CTRL IP (NOT Dante IP)



*Teams Client (See note below on MTR limitation)

Video: AVer Camera

Audio: DSP(e.g. Shure P300/Biamp Tesira)

Lecture Hall

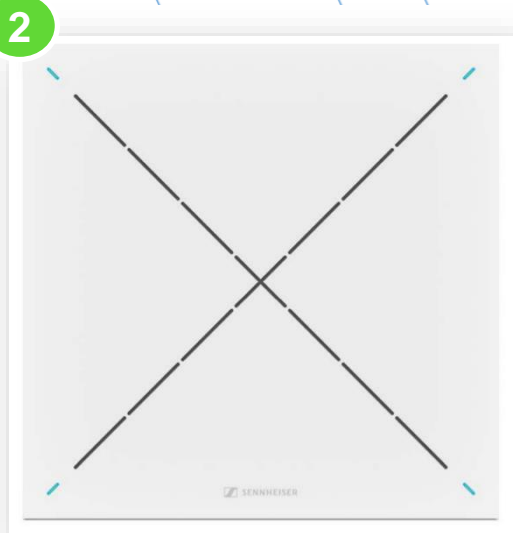
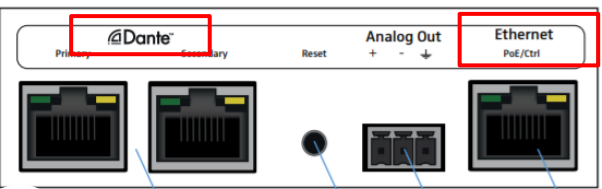
1. AVer Pro AV Camera
2. Ceiling Array Microphone(TCC2)
3. Digital Signal Processor
4. PC
5. Switch PoE+
6. Software

CONNECTIVITY

Ethernet

USB

***Note: PTZ Link Virtual USB for multi camera switching isn't supported for MacOS. Microsoft Teams Room Virtual USB now also supports a non-admin account**



3





PTZ Link Virtual Camera



With PTZL Virtual Camera

1. Only **one Conferencing or 3rd party Software account** is needed.
2. Video source(s) can **AUTOMATICALLY** switch based on who's talking.

CONNECTIVITY

— USB

***Note: PTZ Link Virtual USB for multi camera switching isn't supported for MacOS.
Microsoft Teams Room Virtual USB now also supports a non-admin account**



PTZ Link Pricing Plan



MSRP		Basic	Premium Unlimited*
		Free	SKU: PTLINKPRE US\$ 999.99
Feature		Basic	Premium Unlimited*
1	Camera IP connection	✓	✓
2	Camera USB connection	✗	✓
3	Virtual camera(WIN only)	✗	✓
4	Auto-switch video(WIN only)	✗	✓
5	Human tracking on/off	✗	✓
6	Channel(max.)	8	128
7	Group(max.)	5	25
8	Floating button	✓	✓

**60-day free trial is supported*



Aver Audio / Speaker Tracking



Aver PTZ Link

<https://www.youtube.com/watch?v=IDEaP54MWCw>

OUR SOLAR SYSTEM

PRACTICE THE 3 R's

- RESPECT FOR YOURSELF!
- RESPECT FOR OTHERS!
- RESPONSIBILITY FOR YOUR ACTIONS!

TR530^{4k}

TR313^{4k} CLO1

$Y = MX + b$

$AR = \frac{W}{H}$

Rich Moscoco 21:42 / 23:34

Aver PTZ Link "Premium" Audio Tracking Software



Use Cases, Small/Medium Space



- **Rooms Size**, typically 30'w x 30'd or less
- **Single Shure MXA910 or Sennheiser TCC2 (Ceiling based)**
- **AVer PTZ mounted** front of room above TV or on wall.
- **AVer PTZ310W/310N or TR311HWV2/TR313V2 camera with 12X Optical. TR530+ to show 2 views**
- **AVer PTZ Link Software**
- **Use Cases: Training room, Conference room, Classroom, etc.**





Use Cases, Large Space



*Recommended Microphone

- Shure MXA910 x 2 + P300 (or Intellimix SW)
- Shure MXA910 + MXA710 + P300 (or Intellimix SW)
- Sennheiser TCC2 x 2



*Recommended Cameras

- PTZ330W, PTZ330N (PTZ with 30X)
- TR530+ (Dual Lens 30X)
- TR333V2 (Single Lens 30X) or TR323NV2 (21X)

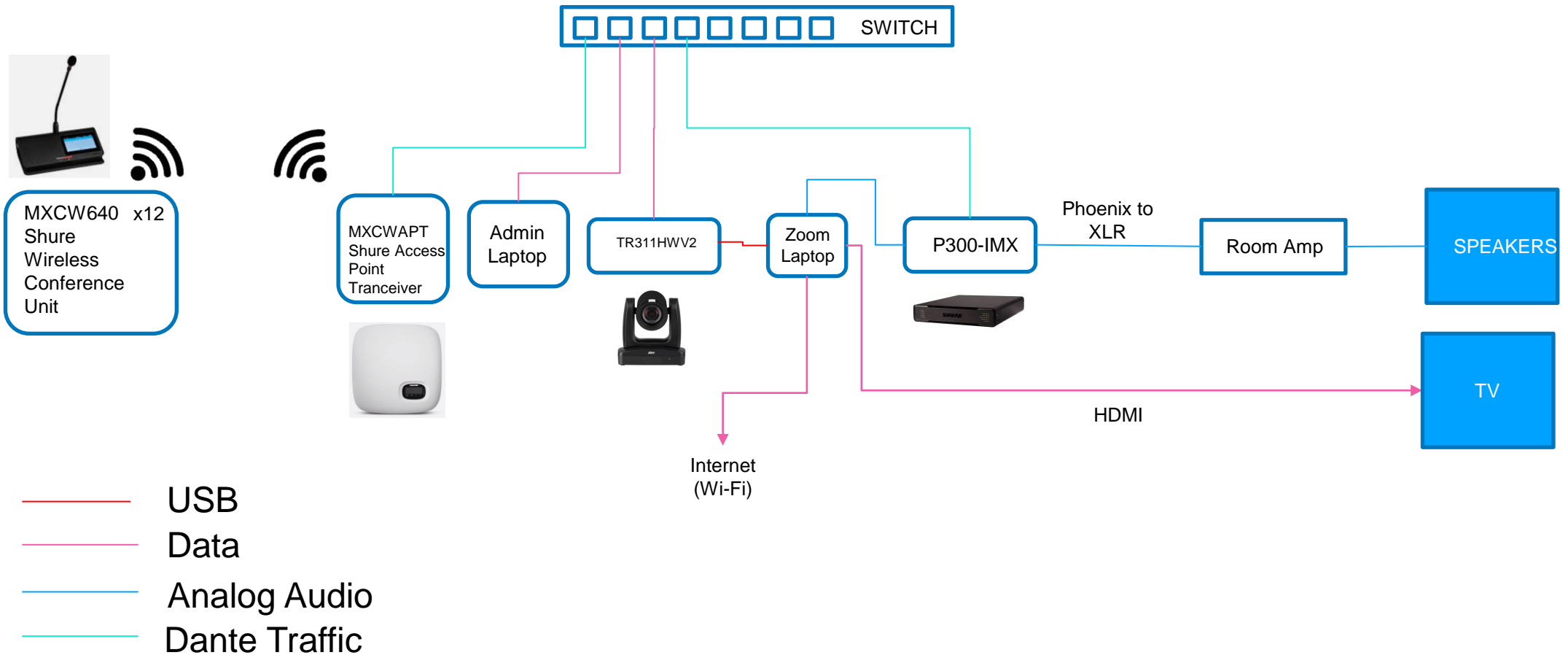


Using Shure Wireless Conference Platform



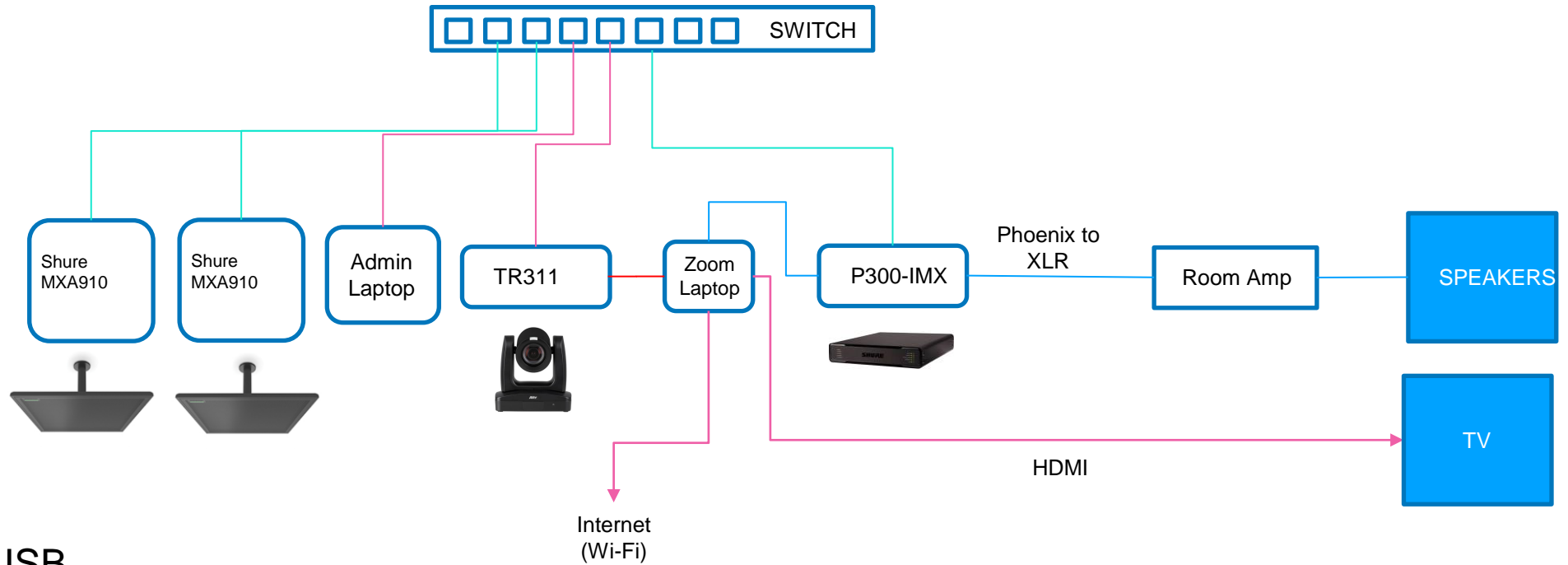


Using Shure Wireless Conference Platform





Using Multiple Microphones



- USB
- Data
- Analog Audio
- Dante Traffic